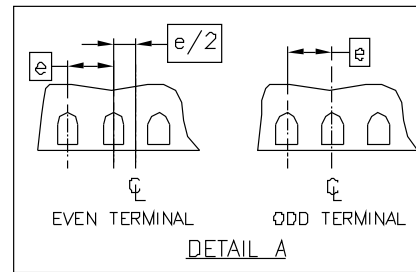
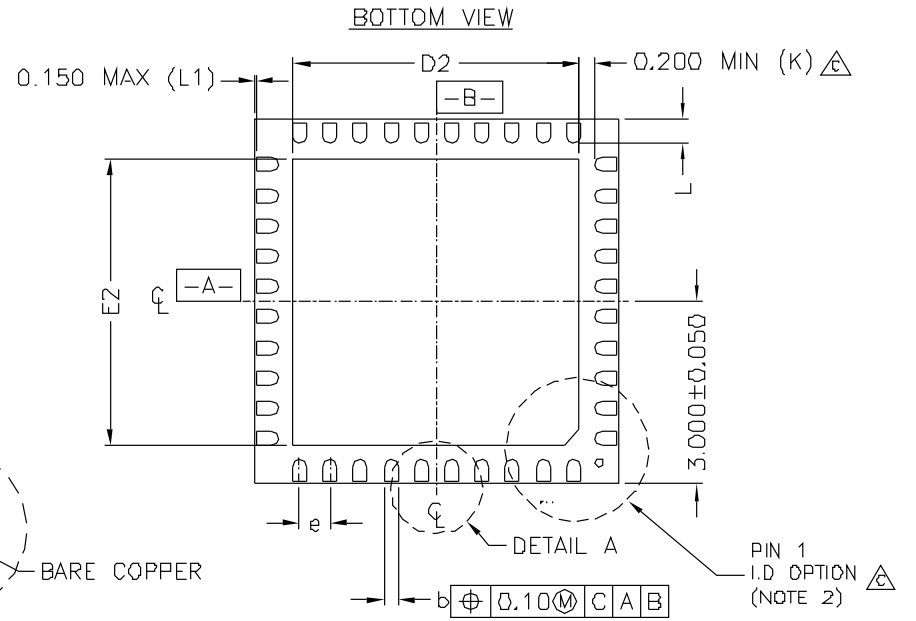
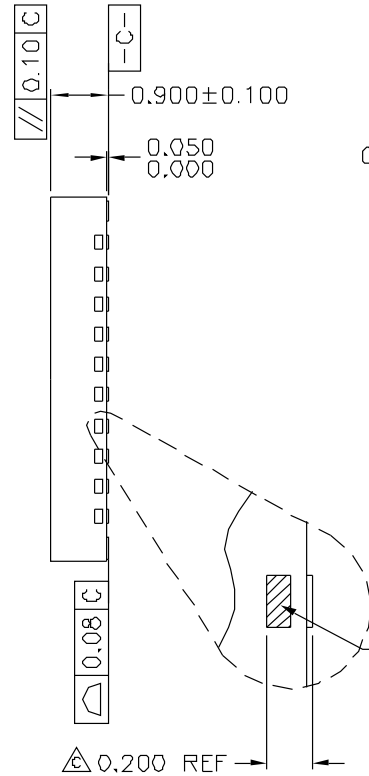
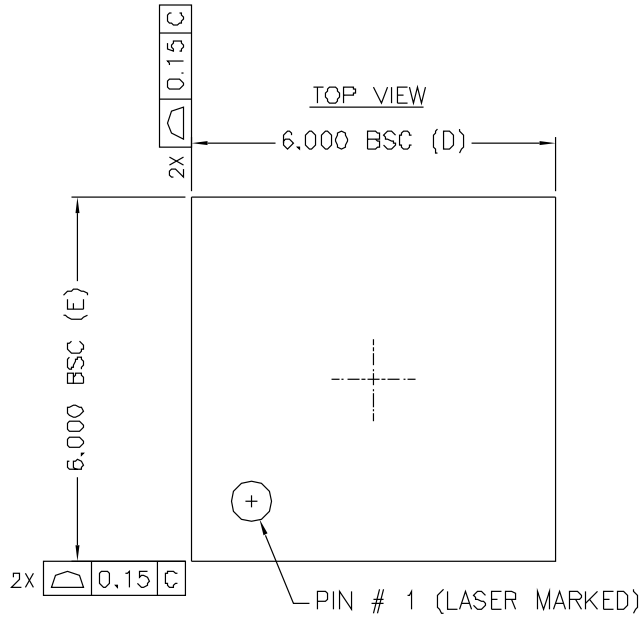


Centellax 6x6x0.9 mm 40 Lead VQFN



SYMBOL \ VARIATION	AA		
	MIN	NOM	MAX
e	0.50 BSC		
b	0.18	0.23	0.30
E2	4.10	4.20	4.30
D2	4.10	4.20	4.30
L	0.30	0.40	0.50
N	40 LD		
ND	10		
NE	10		
JEDEC VARIATION	N/A		
INTERNAL FEATURE	N/A		

NOTE :

1. DRAWING CONFORMS TO JEDEC REFERENCE MO-220 REVISION 1.
2. PIN 1 I.D. CAN BE A COMBINATION OF DOT AND/OR CHAMFER.
3. L1 FEATURE IS NOT APPLICABLE FOR FULL LEAD DESIGN FRAME.

CENTELLAX



SPEED INNOVATION